

FinPlace Global Services

(ISO 9001:2015 Certified Institute)

Specialized Training in Stock Market & Equity Research
– From Classroom to Boardroom Excellence

FinPlace Global Services

Presented by:

Samrat Das (a SEBI research analyst)

SEBI Registered Research Analyst | Stock Market
& Equity Research Training House

INTRODUCTION

About Samrat Das :

Samrat Das is a seasoned finance professional, market educator, and leadership trainer with over 15 years of real-world corporate and market experience. He is the Lead Trainer of FinPlace Global Services, a platform dedicated to bridging the gap between corporate finance knowledge and practical stock market education.

Career Highlights & Professional Milestones

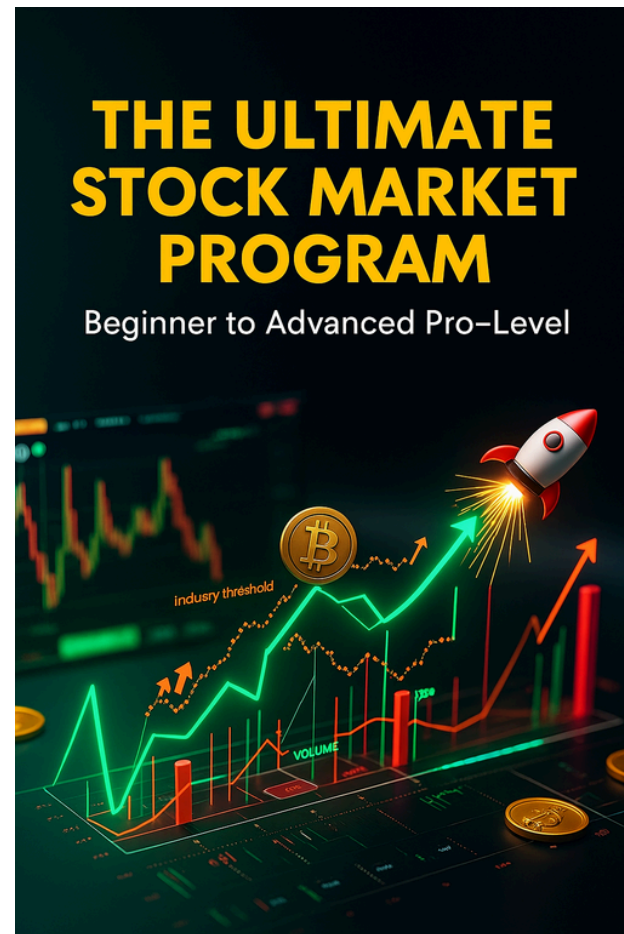
A SEBI Certified Research Analyst and MBA in Finance (Tier-2 Institute), Samrat also holds a Chartered Accountant designation (Inter), reflecting his strong analytical and financial acumen. Beyond finance, he is a Microsoft Certified Trainer (MCT) and a Certified Leadership Trainer from the Indian Leadership Academy (ILA) – credentials that reinforce his diverse expertise in both technical and behavioral domains.

Industry Experience & Leadership Contributions

Over his illustrious career, Samrat has held senior leadership roles across reputed Indian and multinational corporations such as Emami, Pernod Ricard India, Tata Teleservices, Cavinkare, ETG Agro India, and CG Foods. His experience spans multiple sectors including FMCG, Telecom, Agro, and Food Processing, giving him a unique, 360-degree understanding of business operations, financial performance, and strategic leadership.

As a trainer and mentor, Samrat blends his deep corporate exposure with hands-on financial market insights. His sessions are known for combining practical stock market strategies, equity research fundamentals, and corporate finance applications – empowering learners to move confidently from classroom to boardroom.

Our Courses



THE ULTIMATE STOCK MARKET PROGRAM – BEGINNER TO ADVANCED PRO-LEVEL


A complete journey from basics to advanced trading mastery. Learn Technical & fundamental analysis, price action, market psychology, and proven strategies to trade confidently in any market condition.



EQUITY RESEARCH ANALYST

Learn the art of analyzing companies, industries, and financial statements. Master valuation models and become skilled in making data-driven investment decisions.

THE ULTIMATE STOCK MARKET PROGRAM – BEGINNER TO ADVANCED PRO LEVEL



Learning Path :

This program is designed to transform you from a novice to a professional trader by building strong foundations, teaching advanced strategies, and instilling the discipline required for long-term success in stock markets. This course helps you earn steadily from the stock market

Whom for Designed

This course is designed for those who want to become a Full-Time Trader and earn money by regular trading in the stock market.

How to Trade Like a Pro?

This course is a complete journey into professional trading, focused entirely on pure technical analysis. You'll learn everything from sector correlation, position sizing, risk management, wholesale vs. retail price action, demand & supply zones, to advanced chart analysis.

We dive deep into day trading strategies, live price action reading, gap trading, indicators, market traps, advanced stock scanning techniques, trading psychology, and trend analysis – ensuring you gain mastery over every market condition.

Specially designed for those who want to build a successful career in the stock market, this program blends theory with practical insights to help you trade with confidence, discipline, and consistency.

WHAT WILL YOU LEARN OVER OUR LIVE SESSIONS?

(PREMIUM CONTENT)



Module 1: Building a Strong Foundation

- Introduction to Technical Analysis – Why it matters
- Understanding Candlestick Patterns & Market Psychology
- The Power of Price Action in Trading
- Demand & Supply Theory – The backbone of market moves




Module 2: Becoming a Rule-Based Trader

- Trading with Multiple Time Frames
- Choosing the Right Time Frame for Your Strategy
- Live Market Stock Scanning Techniques
- Trend Analysis
- Mastering Risk Management
- Sector & Industry Analysis – Finding the Next Big Opportunity



Module 3: Developing Pro-Trader Skills

- When to be Aggressive vs. Conservative in Trading
- Mastering Moving Averages (Simple, Exponential & Weighted)
- Algo Trading – How to Leverage Automated Strategies
- Identifying & Avoiding Market Traps
- Trading Against the Trend



Module 4: Becoming a Disciplined & Professional Trader

- Conventional Patterns vs. Demand & Supply Zones
- Gap Theory & Practical Applications
- Using Indicators Effectively with Demand & Supply
- Trading Psychology – Overcoming Fear & Greed
- From Novice to Professional – The Trader's Journey.

What Will You Learn Over Live Sessions?

Our Technical Analysis Course is built to help you understand the stock market inside-out and make confident, informed trading decisions. Across 12 live interactive sessions, you will:

- Learn how to analyze price movements with Supply & Demand, Liquidity, Order Book, Price Actions, Volumes, Fair value Gap, Candlestick Strategies, and Indicators.
- Discover how to identify trading opportunities, build trading plans, and back-test strategies.
- Practice real-time market analysis, sharpen your risk management, and adapt to challenges like a professional.
- Whether you are a beginner or an active trader, this program is designed to give you the edge you need to succeed.

Chart Types & Patterns

Demand and Supply zones are considered the “Holy Grail” of technical analysis – they reveal the market’s heartbeat. Through this course, you’ll explore multiple chart types and patterns, including candlestick formations, reversals, breakouts, and consolidation phases.

You will learn how to time your entries, set stop-loss levels, and define realistic targets, so you can trade with precision and confidence.

Support & Resistance

Two of the most powerful concepts in technical analysis – Support and Resistance – will be covered in detail.

You’ll learn how to trade breakouts, breakdowns, and trend continuations, perfect your entries and exits, and avoid the common pitfalls most traders face. By mastering these concepts, you’ll develop a powerful trading framework that works in live market conditions

Risk Management & Trading Psychology

No trading journey is complete without mastering risk management and psychology. This course covers:

- Position sizing & stop-loss techniques
- Building a robust risk management plan
- Cultivating emotional discipline & resilience

You’ll learn how to protect your capital while developing the mental strength to stay calm and confident – even in volatile markets

Eligibility & Duration – Who Is This Course For?

Full-time & Part-time Traders

If you are a trader, this course gives you a strong foundation in technical analysis from demand & supply theory, sector analysis (basic to advanced), the Top-Down Approach, multi-timeframe trend analysis, gap theory, to indicators like moving averages and more. It equips you with practical strategies to trade with confidence.

Investors

As an investor, you will learn to identify higher-timeframe demand zones where the largest institutional orders lie. These areas often trigger strong sustainable upmoves, helping you capture opportunities for long-term wealth creation and capital growth.

Working Professionals

For busy professionals aiming to generate extra or passive income from the stock market, this course helps you focus on the right assets by recognizing demand zones. With this knowledge, you can invest wisely without compromising your primary career.

Housewives & Students

This program introduces you to investment opportunities that can generate passive income. You'll gain clarity on different financial instruments, how to read market trends, and how to evaluate opportunities for potentially better returns.

Business Owners & Entrepreneurs

Entrepreneurs and business owners will benefit from learning financial analysis, valuation methods, and risk management strategies. These skills will help you optimize your company's financial decisions, allocate capital effectively, and build stronger investment portfolios.

Passionate Learners & Career Seekers in Stock Market

If you aspire to build a career in the financial markets, this course is your gateway. Covering everything from financial markets, trading strategies, and investment tools to advanced risk management, it provides the skills, expertise, and confidence you need to grow in the stock market industry.

What is the duration of the course?

The course runs for approximately 3 months, with one live session per week, totaling around 30 hours of interactive learning.

All live classes are recorded and accessible for 6 months for convenient revision and self-practice.

In addition, you'll receive 1-year personalized mentorship support, ensuring continuous guidance even after the course completion.

Upon successfully completing the program, you will be awarded a Certificate of Completion, recognizing your learning achievement and skill development.

EQUITY RESEARCH ANALYST

(MASTER THE SKILLS TO RESEARCH, ANALYZE & VALUE COMPANIES LIKE A PRO)

What You'll Learn – Equity Research Analyst Course :

This program provides a comprehensive and practical approach to equity research, focusing on real-world application rather than just theory. You will gain hands-on expertise in:

Financial Statement Analysis – interpreting balance sheets, P&L, and cash flows with a 100% practical approach.

Forensic Analysis – identifying red flags, corporate governance issues, and signs of financial manipulation.

Primary & Sector Research – collecting industry data, analyzing business models, and evaluating competitive landscapes.

Valuation Techniques & Case Studies – applying methods used by professional analysts to value companies.

By the end of this course, you will be able to independently research any listed company, generate actionable investment recommendations, and prepare professional-grade equity research reports that meet industry standards.

Since the course is 100% practical, every participant will prepare an equity research report on a company of their choice from our database of 10 companies.



What You'll Learn – Equity Research Analyst Course :

Learning Fundamental Analysis :



In this course, you'll master the fundamental analysis techniques widely used in the industry. We will dive deep into the three core financial statements – Balance Sheet, Profit & Loss, and Cash Flow – supported with real-world case studies to ensure practical understanding.

This program is designed to deliver valuable insights and hands-on learning for every participant, making you confident in analyzing companies like a professional.



Learn with Real-Life Examples:



In this coouse, you will work on valuation exercises based on real, publicly listed companies. The outputs you create will closely resemble the deliverables used by finance professionals to make informed investment decisions.

Course Curriculum :

Module 1: Corporate Governance Analysis

- **Learn step-by-step methods to evaluate the corporate governance practices of any company.**
- **Explore multiple real-world case studies for practical insights.**
- **Access ready-to-use Excel templates designed for corporate governance evaluation.**

Module 2: Financial Statement Analysis

- **Start from the basics and build a solid foundation in financial statement reading.**
- **Deep-dive into comprehensive financial analysis with practical examples.**
- **Get Excel-based templates to simplify your financial statement study.**

Module 3: Advanced Ratio Analysis

- **Understand the real-world significance of key financial ratios.**
- **Master ratio analysis to measure the financial health of companies.**
- **Use Excel templates crafted for advanced ratio analysis.**

Module 4: Red Flag & Fraud Analysis

- **Learn how to spot early warning signs in a company's financials.**
- **Techniques to detect potential fraud and irregularities.**
- **Downloadable Excel template for red flag and fraud detection analysis.**

Module 5: Tools for Equity Research

- **Discover powerful free tools to conduct complete end-to-end equity research.**

Contd.....



Course Curriculum :

Module 6: Reading ConCall & Annual Reports

- **Gain expertise in analyzing annual reports, con-call transcripts, and quarterly results objectively and efficiently.**

Module 7: Economy Analysis

- **Learn how to evaluate economic performance from an equity research perspective.**
- **Simplified frameworks for quick and effective economic analysis.**

Module 8: Sector Analysis

- **Quick and easy methods to assess sector performance for equity research.**
- **Identify sectoral trends and opportunities with confidence.**

Who Is This Course For? and Duration

Academic Undergraduates

If you are a college student aspiring for internships or full-time opportunities in business, finance, or investment firms, these courses are carefully designed to equip you with the right skills to stand out.

Investors

As an investor, you will learn to identify higher-timeframe demand zones where the largest institutional orders lie. These areas often trigger strong sustainable upmoves, helping you capture opportunities for long-term wealth creation and capital growth.

Working Professionals

For employees and professionals looking to upgrade their technical and analytical skills to move forward in their careers, this course provides the ideal pathway.

Career Switchers

If you're planning to transition into finance or business roles, this program will help you build strong technical expertise, giving you the confidence and knowledge to make a smooth shift.



What is the duration of the course?

The course runs for approximately 3-4 months, with Two live session per week, totaling around 80-90 hours of interactive learning.

Thank You

 www.finplaceglobalservices.com

 samrat.ind84@gmail.com

 +91 8697169678